

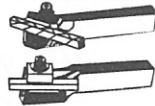
1 TURNING TOOL HOLDERS



English Type

No.	Capacity Inches	Price Each Straight	Right/Left
0	1/8"	360	468
11	3/16"	360	468
12	1/4"	396	533
13	5/16"	424	568
14	3/8"	565	684
16	1/2"	724	918
17	5/8"	1800	2340
18	3/4"	2160	2880
20	1"	4680	6120

2. ECLIPSE TYPE TOOL BIT HOLDERS



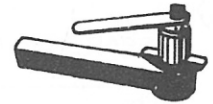
No.	Capacity Inches	Shape	Price Each
523	3/16"-1/4"	Straight	864
543	1/4"-5/16"	Straight	1044
533	5/16"-3/8"	Straight	1188
553	3/8"-1/2"	Straight	1800

3. GERMAN TYPE TOOL HOLDERS



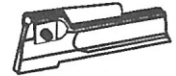
No.	Capacity (Inches)	Price Each
261	1/4"	412
262	5/16"	436
263	3/8"	533
264	1/2"	684

4. UNIVERSAL TOOL HOLDERS



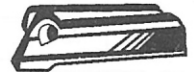
No.	Capacity Inches	Price Each
747	1/4"	2500
746	5/16"	3000

5 CUTTING-OFF (PARTING) TOOL HOLDERS



No.	Capacity (Inches)	Price Each Straight
653	1/2"-5/8"	630
673	3/4"-7/8"	780
693	1"-1.1/8"	1350


6 CUTTING-OFF & SIDE TOOL HOLDERS



No. Straight	No. Right	No. Left	Capacity Inches	Price Each Straight
19S	29R	29L	3/32"x1/2"	450
20S	30R	30L	3/32"x5/8"	486
21S	31R	31L	1/8"x3/4"	675
22S	32R	32L	1/8"x7/8"	1290
23S				1800

FOR RIGHT & LEFT HAND SHAPES ADD 25% ON ABOVE PRICES

7. KNURLING TOOL HOLDERS (With English Pattern Holders)



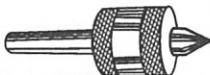
No.	Fixed with Knurls	Price with C.S. Knurls	Price with H.S. Knurls
1015	6	2070	2700
1016	3	1800	2550
1017	2	363	462
1019	1	237	333
1020	1	261	369

8. SPARE KNUURLS

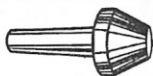

Size Inches	Price Each H.S.	Price Each H.S.S.
3/4x3/8x1/4	152	550

9. BORING BARS


No.	Capacity Inches	Price Each
92	1/8"	273
93	3/16"	285
94	1/4"	355
95	5/16"	702
96	3/8"	858
98	1/2"	1989
99	5/8"	3510
100	3/4"	5590
102	1"	11700

10. REVOLVING (LIVE) CENTRES


M.T. No.	Male Point	Carbide Tipped	Spare Nozzles C.S.
1	1872	2750	-
2	1908	2750	-
3	2628	5562	937
4	3240	6750	1012
5	6120	12375	2250
6	18000	33750	3375

11. REVOLVING TUBE (PIPE) CENTRES


Capacity (Inches)	M M	MT No.3	MT No.4	MTNo.5	MT No.6
1-2	25-50	3375	3750	.	..
1.1/4-2.1/2	30-65	3375	4125	.	..
1.1/2-3	38-75	4125	4875	.	..
2-3.1/2	50-88	5625	6375	7875	.
2.1/2-4	63-100	.	7125	7000	.
3-6	75-150	.	16125	18000	21750

12. DEAD (LATHE) CENTRES


M.T. NO.	MT 1	MT 2	MT 3	MT 4	MT 5	MT 6
C.S. Male Point	251	251	442	712	1875	7875
Carbide Tipped	792	978	1188	1620	3960	9720

13. MORSE TAPER DRILL SLEEVES



M.T. NO.	1-2	1-3	1-4	1-5	2-3	2-4	2-5
W/S Grade	187	295	500	1440	248	1100	1440
A-Grade	375	521

M.T. NO.	2-6	3-4	3-5	3-6	4-5	4-6	5-6
W/S Grade	4320	435	1440	4320	1188	4320	3564
A-Grade	.	825	.	.	1687	.	5250

14. ARBORS FOR DRILL CHUCKS

(A) Workshop Grade

M.T. No.	Drill Chuck Size (Inches)	Price Each
1	1/4, 3/8	144
1	1/2	155
2	1/4, 3/8, 1/2	162
2	5/8, 3/4	209
3	1/2, 5/8, 3/4	284
3	1	936
4	1/2, 5/8, 3/4	1188
4	1	1296

(B) A-Grade


M.T. No.	Drill Chuck Size (Inches)	Price Regular	Price Threaded
1	1/4, 3/8, 1/2	240	240
2	1/4, 3/8, 1/2	240	240
2	5/8, 3/4	240	240
3	1/2, 5/8, 3/4	412	412

14(C)


R-8 ARBORS (FOR MITR/VERTICAL MACHINES) (HARDENED & GROUND)

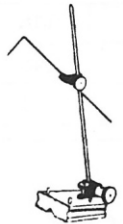
Capacity	Price Each
1/2"	2366
5/8"	2954
3/4"	3402

15. SURFACE GAUGES (Fixed & Adjustable)



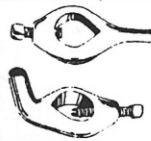
Length of Spindle (Inches)	Price Each Fixed Base No. 404	Price Each Adjustable Base No. 406
6	507	725
9	507	725
12	551	834
18	975	1521
25	1872	2730

16. UNIVERSAL SURFACE GAUGES (STEEL BASE)



No.	Size Inches	Price Each
405B	9"-12"	1950
405C	12"	1837
407C	18"	4687
409C	25"	6000

17. LATHE (DOGS) CARRIERS



Size Inches	Size mm	Price Each (Straight)	Price Each (Bent)
1/4	6	156	172
3/8	10	172	191
1/2	13	187	207
3/4	20	250	292
1	25	273	308
1.1/4	30	365	421
1.1/2	40	495	570
1.3/4	45	616	702
2	50	741	846
2.1/4	55	936	1064
2.1/2	65	1045	1193
2.3/4	70	1287	1466
3	75	1336	1536
3.1/2	90	2340	2730
4	100	3042	3471
4.1/2	115	3900	4485
5	125	5447	6240
6	150	7410	8450

18. PERMANENT MAGNETIC CHUCKS (RECTANGULAR)



Size Inches	Price Each Standard Poles	Price Each Close Poles
6x4	12300	15600
8x4	13500	16800
10x5	18000	23400
12x6	23700	30000
12x8	28500	35700
14x6	26400	33600
16x6	28800	36900
16x8	34800	44400
18x6	34500	44100
18x8	49500	63000
20x8	60300	75600
24x8	77400	98700
24x10	99000	126000
24x12	124500	156000
30x10	162000	207000
30x12	180000	228600

19. PERMANENT MAGNETIC CHUCKS (CIRCULAR)



Size of Chuck (Inches)	Price Each Standard Poles	Price Each Close Poles
4	-	-
6.1/2	-	22080
8	-	26880
10	-	37440
12	-	46080
18	-	156800

Other sizes available on request.

20. MAGNETIC BASES



No.	Price Each
900A	-
7010	3300
7010F	4000
7010H	-

21. MAGNETIC VEE BLOCKS



No.	Size mm	Price Per Pair	Price Single Pc.
932	65x60x50	10440	5220
933	80x65x60	11880	5940
934	100x95x75	16560	8280
936	150x95x75	27000	13500
938	200x150x100	111600	55800

Hardened & Ground

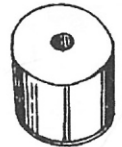
No.	Size mm	Price Per Pair	Price Single Pc.
933	80x65x60	21600	10800
934	100x95x75	26400	13200
936	150x95x75	36600	18300

24. POCKET MAGNETS



No.	Description	Price Each
701	Small	350
802	Medium	450
903	Large	510

25. POT MAGNETS



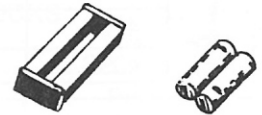
No.	Size mm	Price Each
831	18	178
832	20	200
833	27	332
834	35	490

22. ADAPTOR CHUCK BLOCKS



No.	Size Inches	Price Per Pair
850 Flat Face	3x2.1/4x1.3/8	14700
850 Vee Face	3x2.1/4x1.3/8	19000
849 Flat Face	4x3x2	19000
849 Vee Face	4x3x2	26400

26. BAR MAGNETS



No.	Size (mm)	Price Per Pair
806 Flat	50x16x9.5	612
807 Flat	75x16x9.5	735
808 Flat	100x16x9.5	1080
806 Round	50x12.7	684
807 Round	75x12.7	821
808 Round	100x12.7	1224

23. POWER MAGNETS



No	Description	Price Each
851	With T-Handle Dia 65mmx20mm Thick	412
852	With T-Handle Dia 75mmx20mm Thick	644
853	With T-Handle Dia 100mmx20mm Thick	844
854	With T-Handle Dia 125mmx20mm Thick	1560
831	U-Type Taper Magnet Without Centre Hole	
831C	U-Type Straight With Centre Hole	
855	With T Handle Dia 150mmx20mm Thick	
856	with T Handle Dia 200mmx20mm Thick	

27. MAGNETIC SEPERATORS



(A) No.	Size (mm)	Price Each
826	175x150x11	670
827	195x135x14	810
828		1120

28. MAGNETIC SAFETY SHIELD

EXTREMELY USEFUL IN MACHINE SHOP PREVENTS MACHINE OPERATOR FROM METAL CHIPS. SUPPLIED WITH MAGNETIC BASE AND PLASTIC SAFETY SHIELD.



Size of Shield	Price Each
6"X4"	2940

29. MINI MAGNETIC STANDS (DIAL HOLDERS)



No.	Price Each
701	925
701 F	1188

Model 701 FX is Supplied with Flexible Arm @1150/-

30. MAGNETIC PICK UP TOOLS



Type	Price Each
Anteena Type	612
Bend it Type	512

31. DE-MAGNETISERS



Size	Price Each
6" x 4"	4875
8" x 4"	5687
10" x 6"	15438
10" x 8"	20312
12" x 8"	23475

32. ENGINEER'S TRY SQUARES

(A) Workshop Grade

Size Inches	Size (mm)	Price Each
2	50	315
3	75	315
4	100	352
6	150	368
8	200	452
10	250	735
12	300	765
18	450	3290
24	600	3800
30	750	17800
36	900	22500
40	1000	25800
48	1200	52000
60		90000
72		140000



(B) A-Grade Try Squares

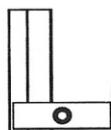
Size Inches	Size(mm)	Price Each No. 400	Price Each No. 401
2	50	612	765
3	75	648	810
4	100	792	990
6	150	900	1125
8	200	1620	2025
10	250	1980	2475
12	300	2520	3150
18	450	10800	13500
24	600	12960	16200



33. GRADUATED TRY SQUARES (One Side Graduated)



Size Inches	Size (mm)	Price Each
4	100	510
6	150	675
8	200	975
10	250	1240
12	300	1460
18	450	6750
24	600	9375

34. ADJUSTABLE TRY SQUARES (MODEL NO. 414 WITH ONE BLADE)


Size Inches	Price Each
4	828
6	1113
8	1296
10	2520
12	3240

35. CENTRE SQUARE (ALLOY STEEL)


Type	Price Each
Small	910
Large	1220

36. MARKING GAUGES


Size	Price Each
8"	1150
10"	1660
12"	1990

**38. CALLIPERS & DIVIDERS
(A) SPRING CALLIPERS**


Size Inches	W/S Grade Price Each	A. Grade Price Each
3	75	216
4	75	216
6	85	252
8	120	324
10	173	504
12	187	540
18	587	-
24	822	-
30	1764	-
36	3060	-
40	5760	-
48	8280	-
60	16875	-
72	38500	-

FOR SPRING JENNY ADD 15% ON ABOVE PRICES

38. (B) FIRM JOINT CALLIPERS


Size Inches	Price Each
4	94
6	106
8	150
10	216
12	233
18	733
24	1028
30	2205
36	3825
40	7200
48	10350
60	21094
72	48125

39. FIRM JOINT JENNY (HERMAPHRODITE) CALLIPERS



Size Inches	Price Each No. 336
4	75
6	75
8	105
10	150
12	190

44. STAINLESS STEEL SCALES (WITH CONVERSION TABLE)

Size (Inches)	Price Each
6	53
12	115
18	286
24	430
36	687

40. WING COMPASSES (ARM DIVIDERS)



Size (Inches)	Price Each
6	173
8	230
10	300
12	350

45. SCREW CUTTING GAUGE @ 220
FOR WHTWORTH/AMERICAN/BA/ACME/BSF THREAD PROFILE

46. WIRE GAUGES (SWG)

Round	@	360
Rectengular	@	400



41. DEPTH GAUGES



No.	Size (Inches)	Price Each
43	6	200
44	12	290

47. CENTRE (ANGLE) GAUGES

55° or 60°	@	250
------------	---	-----



48. UNIVERSAL GAUGE @ 300




49. TAPER BORE GAUGES (Inches & mm Combined)

Size mm	0-15	15-30	30-45mm
SizeInches	0-5/8"	5/8-1.1/4	1.1/4-1.3/4
Price Each	432	600	672



42. POCKET RULE



Size 6" Graduated in inches & mm @ 65 Each

43. PROTRACTOR



No. 46 Stainless Steel @ 250 Each

50. SCREW PITCH GAUGES



Type	Price Each
Inches	330
Metric	330
Combined	540

51. RADIUS GAUGES



Size	Price Each
1-7 mm	538
7-15 mm	887
15-25 mm	1237

52. BRASS VERNIER 4" @ 720



54. MINI TAP WRENCHES (HANDLES)




No.&Type	Capacity Inches	Price Each
103 M&W	0-1/4	122
104 M&W	0-3/8	216
203 Warrior	0-1/4	122
204 Warrior	0-3/8	216

56. TAP WRENCHES (HANDLES)



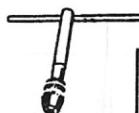
No.	Capacity Inches	Price Each
2	1/4	248
3	3/8	277
4	1/2	305
6	3/4	436
7	1	648
8	1.1/4	1656
9	1.1/2	1980
10	2	4500
11	2.1/2	6480

57. T-HANDLE TAP-WRENCHES



No	Capacity Inches	Price Each
A	1/16-3/16	86
B	5/32-1/4	109
C	3/16-5/16	139
D	1/4-1/2	150

58. LONG HANDLED T-TAP WRENCHES



No	Price Each Length 6"	Price Each Length 9"	Price Each Length 12"
A	176	218	292
B	199	242	332
C	218	298	351
D	261	332	403

59. ROUND DIE HANDLES



No.	Size (Inches)	Price Each
121	13/16	162
122	1	184
124	1.1/2	263
125	2	540
126	2.1/4	900
127	2.1/2	1296
128	3	2340
129	3.1/2	3060
130	4	3240

63 (A) LATHE CHUCK KEYS




No	Size (Inches)	Price Each
CK-80	1/4	300
CK-81	5/16	300
CK-82	3/8	326
CK-83	7/16	386
CK-84	1/2	398
CK-85	9/16	675
CK-86	5/8	937
CK-88	3/4	1050

60. (A) PRECISION MACHINE VICES




No.	Type	Cap. (Inches)	Price (Each)
MV-2	C.I.	2.1/2"	3900
HMV-1	All Steel	3"	22500
HMV-2	All Steel	4"	27500

61 TOOL MAKER'S GRINDING VICES
(Hardened & Ground)



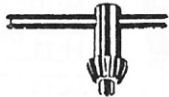
No	Cap. (Inches)	Price Each
TMV-1	2	—
TMV-2	3	15000
TMV-3	4	22500

64. EJECTING DRILL DRIFTS

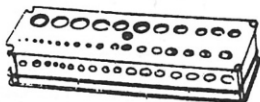


MT No.	Price Each
0	140
1	140
2	158
3	173
4	396
5	832
6	1080

62. DRILL CHUCKS KEYS



No	Size (Inches)	Price Each
SK-71	1/4	110
SK-72	3/8	130
SK-73	1/2	140
SK-74	3/4	350

65. DRILL STANDS (ALUMINIUM)


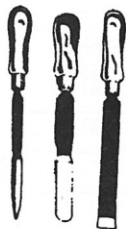
No.	Range	No. of Holes	Price Each
52	1/16"-1/2"	29	170
52M	1/16"-1/4"	13	170
49	1-13mm	25	170
49M	1-7mm	13	170
51	No. 1 to 60	60	170
50	A to Z	26	170

66. DIAMOND DRESSERS


Carat	Body Size(Inches)	Price Each
0.16	6x1/2	231
0.25	6x1/2	281
0.35	6x1/2	344
0.50	6x1/2	494
0.75	6x1/2	688
1.00	6x1/2	937
1.50	6x1/2	1500
2.00	6x1/2	1950
2.50	6x1/2	2425
3.00	6x1/2	2887
3.50	6x1/2	3675
4.00	6x1/2	4312

67. EMERY WHEEL DRESSERS & CUTTERS



No.	Price Each With handle	Price Per Set (spare cutlers)
0	637	65
1	787	120
2	1237	175

68. BEARING SCRAPPERS FLAT, HALF ROUND OR TRIANGULAR


No.	Size (mm)	Price Each
4	100	173
5	125	184
6	150	184
8	200	260
10	250	510
12	300	756

69. ADJUSTABLE HAND REAMERS (WORKSHOP GRADE)


No.	Capacity (Inches)	Price Each Reamer	Price Each Blade Set
H-V	1/4-9/32	262	-
H-W	9/32-5/16	262	-
H-Z	5/16-11/32	262	-
H-Y	11/32-3/8	262	-
H-1	3/8-13/32	330	-
H-2	13/32-7/16	351	-
H-3	7/16-15/32	386	-
H-4	15/32-17/32	400	-
H-5	17/32-19/32	416	-
H-6	19/32-21/32	441	-
H-7	21/32-23/32	472	-
H-8	23/32-25/32	510	-
H-9	25/32-27/32	555	-
H-10	27/32-15/16	592	-
H-11	15/16-1.1/16	690	-
H-12	1.1/16-1.3/16	900	-
H-13	1.3/16-1.11/32	1162	-
H-14	1.11/32-1.1/2	1687	-
H-15	1.1/2-1.13/16	3000	-
H-16	1.13/16-2.7/32	5550	-
H-17	2.7/32-2.3/4	11625	-
H-18	2.3/4-3.11/32	16875	-
H-19	3.11/32"-4"	-	-



70. ADJUSTABLE HAND REAMERS SETS (WORKSHOP GRADE)

Set No.	Description of Reamers	Price Each Set
9	4 Pcs. (HV to HY)	1170
44	9 Pcs. (H-4 to H-12)	6312
45	8 Pcs. (H-4 to H-11)	5340
46	3 Pcs. (H-1 to H-3)	2184
47	5 Pcs. (H-12 to H-16)	13080
48	11 Pcs. (H-4 to H-14)	9240
49	3 Pcs. (H-4 to H-14)	15960



71. SCREWS ON EXTENSION PILOTS

No.	Price Each
H-4	428
H-5	428
H-6	428
H-7	450
H-8	487
H-9	510
H-10	580
H-11	675
H-12	825
H-13	1125
H-14	1425
H-15	2062
H-16	3000

PILOTS HV TO H3 @ 445 PER PC



72. FIXED HAND REAMERS

Size Inches	MM	Price Each
1/4	6	143
17/64	6.5	143
9/32	7	151
19/64	7.5	151
5/16	8	151
21/64	8.5	160
11/32	9	168
23/64	9.5	176
3/8	10	185
25/64	10.5	195
13/32	11	206
7/16	11.5	218
15/32	12	231
1/2	13	244
17/32	13.5	269
9/16	14	289
19/32	15	336
5/8	16	357
21/32	16.5	407
11/16	17	441
23/32	18	480
3/4	19	571
25/32	20	634
13/16	21	668
7/8	22	756
15/16	24	861
1	25	911
1.1/8	28	1218
1.1/4	30	1386

73. REPAIRMAN'S TAPER REAMERS



Size	Price Each
1/8" - 1/2"	670
1/8" - 5/8"	800

74. VALVE SEAT & FACE CUTTERS SETS



Set No.	Set of	Price Per Set
SC-1	1 Pc.	1068
SC-3	3 Pcs.	1152
SC-4	4 Pcs.	1260
SC-5	5 Pcs.	1548
SC-10	10 Pcs.	3360
SC-12	12 Pcs.	3600
SC-15	15 Pcs.	4680
SC-20	20 Pcs.	5400



75. TOOL BELT USE FULL FOR SMALL & BIG WORKSHOPS, HOLDS MULTIPLE TOOLS LIKE HAMMERS, PLIERS ETC.

NO. OF POCKETS
4

PRICE 3200

76. SLOT MORTICE DRILL BITS



Size (Inches)	Price Each
1/4"	247
5/16"	247
3/8"	318
7/16"	325
1/2"	351
5/8"	442
3/4"	676
1"	819

77. TOOL MAKER'S (PARALLEL) CLAMPS



No.	Size (Inches)	Size (mm)	Price Each
410	2	50	448
411	3	75	621
412	4	100	655
413	5	125	966
414	6	150	1138
415	8	200	3105

78. G-CLAMPS



Size Inches	Forged Steel Price Each
2	-
3	-
4	-
6	-
8	-
10	-
12	-
14	-
16	-
18	-
20	-
24	-
30	-

79. AUTOMATIC CENTRE PUNCH

Overall Length 5" @ 290 Each



80. DOT PUNCH No. 80 @ 42


81. CENTRE PUNCHES



No.	Tip Dia (Inches)	Price Each
81A	1/8	40
81B	5/32	40
81C	3/16	40
81D	1/4	40
81E	1/4	65
81EE	5/16	95

Set No. 81-S of Four Pieces Comprising of Sizes 81A to 81D @ 170 Per Set

82. PIN PUNCHES



No. Inserted	No. Parallel	TIP Dia Inches	Price Each
84A	161AA	1/16	45
84B	161A	3/32	45
84C	161B	1/8	45
84D	161C	3/16	45
84E	161D	1/4	75
84F	161E	5/16	140

Set No. 161-S of 5 Pieces 1/16 to 1/4 @ each

Set of 84S of 4 Pcs. 1/16"-3/16" @ 260 each

83. LONG DRIVE PIN PUNCHES (8" Length)



No.	Tip Dia Inches	Price Each
86A	1/8	124
86B	3/16	135
86C	1/4	154
86D	5/16	169
86E	3/8	218

Set No. 86-S of Above five pcs. @ 820 per set.

84. (A) NAIL PUNCHES



No.	Tip Dia Inches	Price Each
82A	1/16	52
82B	3/32	52
82C	1/8	52
82D	5/32	52
82E	3/16	52

Set No. 82-S of 5 Pcs. @ 250 Per Set


(B) PRICK PUNCHES



No.	Tip Dia Inches	Price Each
83A	5/64	52
83B	3/32	52
83C	1/8	52
83D	5/32	52

Set No. 83-S of 4 Pcs. @ 200 Per Set

85. LETTER AND FIGURE SETS (HEAVY DUTY)




Size Inches	Price Each Figure Set	Price Each Letter Set
1/16	200	600
3/32	200	600
1/8	285	855
5/32	295	885
3/16	495	1485
1/4	525	1575
5/16	800	2400
3/8	1300	3900
1/2	2200	6600
5/8	3300	9900
3/4	4500	13500
1	6200	18600
1 1/2	-	-
2	-	-

86. PIN VICES




No.	Capacity mm	Price Each
121	0-0.8	82
122	0.8-1.3	86
123	1.3-3.1	97
124	3.1-4.8	109

87. MASTER PIN VICE



No. 125 @ 230 Per Pc.

88. PIN CHUCK SET



No.	Capacity Inches	Price Each
130	0-3/32	280

89. ENGINEER'S STEEL SCRIBERS

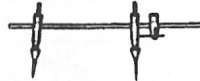


No.	Length (mm)	Price Each
67	225&300	-
70	175	42
	250	52
72	112	32
	160	50
74	175	72
75	175	66
	200	75

89B. CARBIDE SCRIBER @ 250



90. BEAM TRAMMELS




No.	Size of Beam (mm)	To Scribe Circle of Dia (mm)	Price Each
251A	265	450	1125
251B	365	650	1500
251C	500	900	2250

ATTACHMENTS


No.	Attachment	Per Set	Price
No.	251D	Per Set	1012
No.	251E	Per Set	1012
No.	251H	Per Set	1012
No.	251J	Per Set	1012

91. ENGINEER'S STRAIGHT EDGES



Size (Inches)	No. 308 Sq. Edge	No. 309 Sq. Edge
6	612	-
10	684	-
12	792	-
18	846	-
24	3240	-
30	-	25625
36	-	35625
40	-	52500
48	-	61500

92. ENGINEER'S STEEL PARALLELS



Size Inches	Price Per Set	Size Inches	Price Per Set
3x1/16x1	1500	6x1.1/4x1.1/2	11250
3x1/8x1	1612	6x1.1/4x2	13500
3x1/4x1	2062	6x1.1/2x1.1/2	14625
3x1/2x1	2250	6x1.1/2x2	16875
4x1/4x1/2	2400	8x1/2x3/4	5250
4x1/4x3/4	2500	8x1/2x1	5250
4x1/4x1	2375	8x1/2x1.1/4	7125
4x1/2x3/4	2500	8x1/2x1.1/2	7875
4x1/2x1	2625	8x1/2x2	9375
6x1/8x1	2812	8x3/4x1	8250
6x3/16x3/4	2937	8x3/4x1.1/4	9000
6x3/16x1	3000	8x3/4x1.1/2	9625
6x1/4x3/8	2250	8x3/4x2	10875
6x1/4x1/2	2500	8x1x1	9000
6x1/4x3/4	2625	8x1x1.1/4	9750
6x1/4x1	2812	8x1x1.1/2	10875
6x1/4x1.1/4	3000	8x1x2	11625
6x1/4x1.1/2	3375	9x3/4x1	10250
6x1/4x2	4875	9x3/4x1.1/4	10750
6x3/8x1/2	2812	9x3/4x1.1/2	12000
6x3/8x3/4	3187	9x1x1	11625
6x3/8x1	3750	9x1x2	12750
6x3/8x1.1/4	3187	10x1x1.1/4	12375
6x3/8x1.1/2	3562	10x1x1.1/2	13500
6x3/8x2	5250	10x1x2	15750
6x1/2x1/2	3187	10x1.1/4x2	17250
6x1/2x3/4	3750	10x1.1/2x1.1/2	19500
6x1/2x1	3375	10x1.1/2x2	22500
6x1/2x1.1/4	3437	12x3/4x1	12375
6x1/2x1.1/2	3750	12x3/4x1.1/4	13500
6x1/2x2	7875	12x3/4x1.1/2	14625
6x3/4x3/4	4125	12x3/4x2	16125
6x3/4x1	4312	12x1x1.1/4	16875
6x3/4x1.1/4	4500	12x1x1.1/2	20625
6x3/4x1.1/2	5250	12x1x2	22500
6x3/4x2	6375	12x1.1/4x1.1/2	26250
6x1x1	4500	12x1.1/4x2	28125
6x1x1.14	6000	12x1.1/2x2	30750
6x1x1.1/2	6375	12x1.1/2x3	46875
6x1x2	9000	12x2x3	60000
6x1.1/4x1.1/4	9000	12x2x4	78750

NOTE : SPECIAL SIZES CAN BE MADE AGAINST ORDER

93. SINE BARS



No.	Size (mm)	Price Each
S-404	100	3840
S-405	125	5040
S-406	150	6480
S-408	200	9000
S-410	250	11880
S-412	300	19800

95. TOOL MAKERS STEEL VEE BLOCK & CLAMP



No.	Description (mm)	Capacity (mm)	Price Each
508B	48x90	30	10200



**97. C.I. VEE BLOCKS
(with & without clamps)**

Size m m	With Clamp	
	No.	Price Per Set
50x38x38	230	1980
75x38x38	230B	2160
50x38x25	220	1980
63x47x28	220A	2088
75x56x31	221	1800
75x50x50	221A	2160
75x63x38	221B	3060
75x63x63	221C	3060
100x75x38	222	3240
100x63x63	222A	3600
100x75x75	222B	4320
100x88x63	222C	6480
100x88x88	222D	7560
125x88x88	223	5760
125x75x75	223A	7200
125x100x100	223B	8640
125x125x125	223C	11520
150x100x50	224	5580
150x100x100	224A	11160
150x125x125	224B	16020
150x150x150	224C	19800
175x125x56	225	-
200x150x63	226	12240
200x150x75	226A	14040
200x150x100	226B	18000
200x150x150	226C	21600
225x169x75	227	-
250x175x88	228	25200
250x175x100	228A	28125
300x200x88	229	31875
300x200x100	229A	33000

98. STEEL VEE BLOCKS WITH CLAMPS



HARDENED & GROUND

Size (mm)	Both Sides Vee With Clamp	Price Per Set
50x30x30	No. 501B	3240
50x40x40	No. 502B	4320
63x50x50	No. 503B	6480
80x63x63	No. 504B	8280
100x80x80	No. 505B	15120
125x90x90	No. 506B	33750
150x100x100	No. 507B	48750

101.

C.I. ANGLES PLATES (PLAIN)



No.	Dimensions (L x W X H)	Price Each
31	100x100x100	2160
32	125x100x100	2520
33	125x125x125	3240
34	150x125x125	4450
35	150x150x150	5400
36	200x150x150	7020
37	200x200x200	9360
38	250x200x200	15100
39	250x250x250	20625
40	300x250x250	28100
41	300x300x300	33750

99. ADJUSTABLE ANGLE PLATE (TILTING TABLE)



SIZES 5"x7" 6"x8" 7"x10" 10"x15"

Price Rs. Rates Available On Request


102. C. I. ANGLE PLATES (SLOTTED)



Dimensions (L x W X H) mm	Open End No.	Price Each	Web-bed End No.	Price Each
112x88x75	301	1980	201	2812
150x125x112	302	3240	202	3940
175x138x112	303	5040	203	5550
200x150x125	304	5400	204	7125
225x175x150	305	9000	205	10875
250x200x150	306	11160	206	14400
300x225x200	307	16200	207	19800

STEPPED ANGLE PLATES IS SOLID STEEL ALSO AVAILABLE

100. TILTING TABLE (WITH SWIVEL BASE)



SIZES 5"x7" 6"x8" 7"x10" 10"x15"

Price Rs. Rates Available On Request

103. MECHANICAL EDGE FINDER



SIZES 10"x10" 10"x4"

Price Rs. Rates Available On Request


104. ELECTRONIC EDGE FINDER (WITH BEEP)



SIZES NORMAL HIGH PRECISION ULTRA HIGH PRECISION

Price Rs. Rates Available On Request

105.



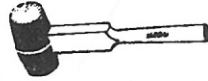
101. MACHINIST'S JACKS

Type	Range	Price Each
Mini	3" to 4"	590
Heavy Duty	4" to 5.1/2"	710

107. SURFACE HARDENING POWDER

Description	Price Each Pack
500 Gms. Plastic Pack	161
1 Kg. Pack	322
5 Kg. Pack	1612
15 Kg. Pack	4837

106. RUBBER MALLETS



Dia. of Head (Inches)	Price Each
1	195
1.1/4	195
1.1/2	226
1.3/4	257
2	284
2.1/4	390
2.1/2	446
3	472

108. IRON CEMENT

Descriptions	Price Each Pack
500 Gms. Pack	116
1 Kg. Pac	192
4 Kg. Pack	770
20 Kg. Pack	3600

NEW TOOLS ADDED

105. WRIGGLER FINDER SET



PRICE ON REQUEST :-

108. BT- 40 LOCKING DEVICE



PRICE ON REQUEST :-

106. CENTER DRILL H.S.S.

PRICE ON REQUEST :-



SIZES : BS1 BS2 BS3 BS4 BS5

109. DIAMOND DRESS STAND



PRICE ON REQUEST :-

107. STEP ANGLE PLATE 4"



PRICE ON REQUEST :-